


UNITED[®]

WATER KETTLE



Model: WK-2010

INSTRUCTIONS MANUAL

General Safety Instructions

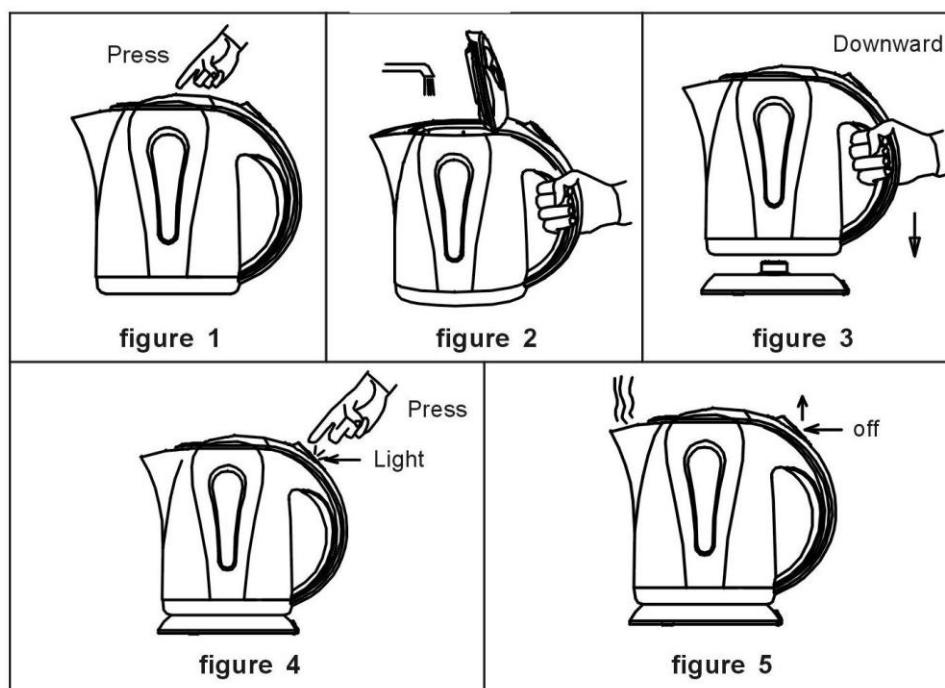
- Before commissioning this kettle, please read the instruction manual carefully.
- Please keep the instruction manual, the guarantee certificate, the sales receipt and, if possible, the carton with the inner packaging.
- This kettle is intended exclusively for domestic and not for commercial use.
- Switch the kettle off and remove the plug from the socket when the kettle is not in use. When you disconnect the power cord of the kettle, grasp and pull the plug, not the cord/cable.
- Switch the kettle off before attaching any accessories, before cleaning the kettle or if any malfunction occurs.
- Keep the kettle, the accessories and enhancements out of the reach of children. Do not leave children unsupervised with the kettle.
- This appliance can not be used by persons (including children) with reduced physical, sensory or mental capabilities, or lack of experience and knowledge, unless they have been given supervision or instructions by a person responsible for their safety. Children should be supervised, so that they stay away from this appliance. They should be forbidden to play with it.
- Test the kettle and the cord/cable regularly for damage. Check that the kettle and its accessories are operating properly. If there is damage of any kind or if the kettle is not operating properly, stop using it immediately.
- Do not attempt to repair the kettle yourself; only authorised and qualified personnel may repair this kettle.
- Keep the kettle and cord/cable away from heat, direct sunlight, water, moisture, sharp edges and suchlike.
- Use only original accessories; do not connect incompatible products.
- Do not use the kettle outdoors.
- The base and exterior of the kettle are not water-resistant; keep them dry at all times.
- Under no circumstances must the kettle be submerged into water or any other liquid, or come in contact with such. Do not handle the kettle with wet or moist hands. Should the kettle become wet or moist, remove the mains plug from the socket immediately. DO NOT reach into the water.
- Use the kettle only for its intended purpose.
- This appliance is not intended use by persons(including children)with reduced physical sensory or mental capabilities or instruction concerning use of the appliance by a person responsible for their safety.
- Children should be supervised to ensure that they do not play with the appliance
- The kettle is only to be used with the stand provided.
- Warning: If the kettle is overfilled boiling water may be ejected.
- If the supply cord is damaged it must be replaced by the manufacturer its service agent or similarly qualified persons in order to avoid a hazard.

Special Safety Instructions for the Kettle

- Use only cold water when filling the device.
- The water level must be between the MAX. and MIN. marks.
- Switch the kettle off before removing it from the base.
- Always ensure that the lid is tightly closed.
- The base and exterior of the kettle must not become wet.
- Kettle body used must match the kettle base.

First Use of the Kettle

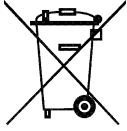
- Before using the kettle for the first time, fill it with cold water without any additives, and boil the water twice.
1. Fill the kettle with water. Do not overfill. Use the water level indicator.
 2. Place the kettle on the base.
 3. Electrical connection
 - Check whether the mains voltage which you intend to use is the same as that of the kettle. Details can be found on the label at the base of the kettle.
 - Only connect the kettle to a properly installed 230V 50Hz safety socket.
 4. Switch the kettle to position '1'. The control lamp on the water indicator shows that the water is being boiled.
 5. After boiling, the kettle switches off automatically.
Disconnect the kettle from the mains supply.
Do not press the lid up when pouring.
 6. This appliance is intended to be used for household purposes



Cleaning

Always remove the plug from the mains supply before cleaning the kettle.
The exterior of the kettle should be cleaned, if necessary, with a slightly damp cloth, without additives.
The calcium filter can be removed for cleaning.
Power Supply: 230V ~ 50/60Hz 1000W

NOTICE ABOUT RECYCLING



Your product is designed and manufactured with high quality materials and components which can be recycled and reused. This symbol means that electrical and electronic equipment, at their end-of-life, should be disposed of separately from your household waste. Please dispose of this equipment at your local community waste collection/ recycling centre.

In the European Union there are separate collection systems for used electrical and electronic products. Please help us to conserve the environment we live in!

DECLARATION OF CONFORMITY

Herewith, we state that this product, complies with the requirements of below directives:

EMC Directive 14/30/EU

Low Voltage Directive 14/35/EU

ErP Directive 09/125/EC

RoHS Directive 11/65/EU & 15/863/EU

CE-marking Directive 93/68/EEC

The detailed declaration of conformity can be found at:

www.united-electronics.gr



KALLIOPI KARIDA & CO, LP

87A, 17is Noemvriou str, P.C. 55535

Pylaia, Greece

T: +302316006600 | www.united-electronics.gr